



2025

DEBATES AND DIDACTICS
in **Hematology**
and **Oncology**



Where **Science** Becomes **Hope**

JULY 24 - 27, 2025 • SEA ISLAND, GEORGIA

This activity is jointly provided by



Optimal Treatment of Oligometastatic Prostate Cancer: Local Therapy

Ashesh B. Jani, MD, MSEE, FASTRO

James C. Kennedy Professor, Department of Radiation Oncology
Winship Cancer Institute of Emory University
Atlanta, GA, USA

Debates and Didactics in Hematology and Oncology

Sea Island, GA

Friday, July 25, 2025, 1:30-1:50 PM

Disclosures

Has no relevant financial relationships

The Case for Local Therapy - General Outline

Oligometastases in prostate cancer – types

Definitions/Sites of Local therapy

Lessons from node+ prostate cancer

Reported Data

Advances in Imaging

Ongoing Trials

Oligometastases in prostate cancer - types



De novo or
synchronous
metastases



Oligorecurrent of
metachronous
metastases



Oligoprogressive
castration-
resistant PCa

■ Primary tumor uncontrolled

■ Primary tumor controlled

★ Lesion uncontrolled

★ Lesion controlled

Definitions/Sites of Local therapy

Treatment of Prostate +/- Seminal Vesicles

Options: Radiotherapy, Surgery

Treatment of Pelvic Lymph Nodes

Options: Radiotherapy, (Surgery)

Treatment of Metastases (Metastases-Directed Therapy – MDT)

Radiotherapy / Stereotactic Body Radiotherapy (SBRT)

Other – Surgery, Radiofrequency Ablation, Cryotherapy, etc.

Lessons from node+ prostate cancer

Old paradigm for pN+ ACP

Abort RRP

Indefinite ADT

Body of literature evaluating N+ disease:

e.g. –

Jegadeesh N ... Jani AB, Cancer 2017 →

(NCDB Analysis)

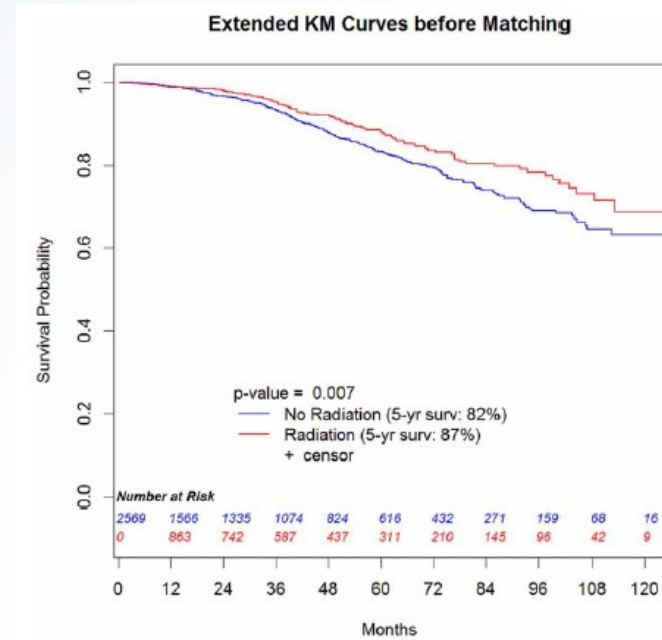


Figure 1. These are Kaplan-Meier (KM) survival (surv.) estimates for all patients by treatment.

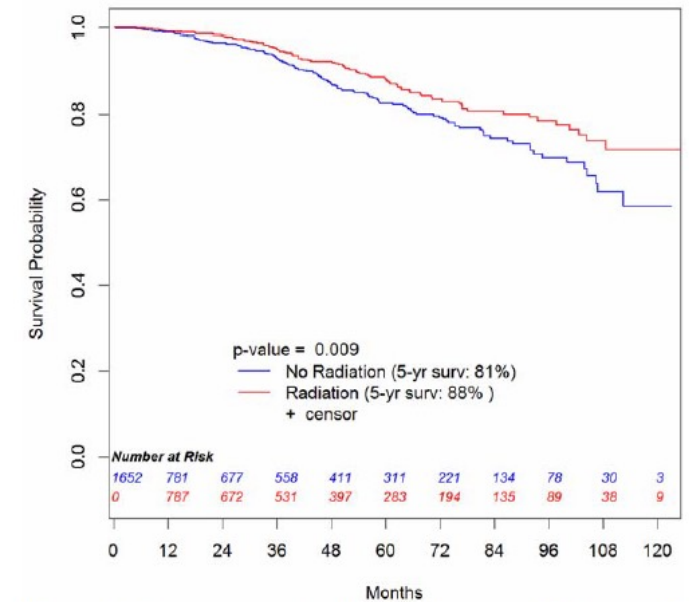


Figure 2. These are Kaplan-Meier (KM) survival (surv.) estimates for all patients by treatment (propensity-matched comparison).

New paradigm - options

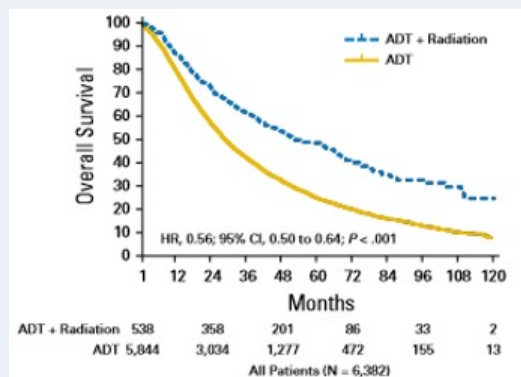
Radical Prostatectomy + LND +/- (XRT+ADT)

XRT + ADT

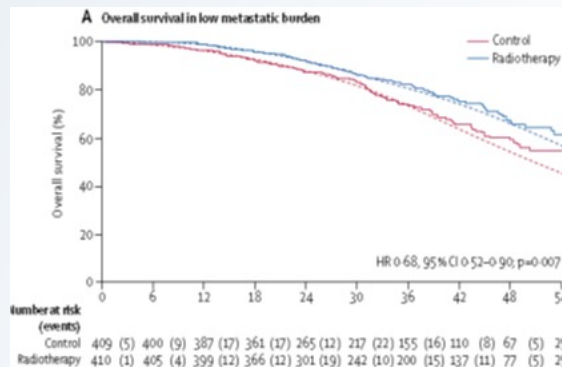
Reported Data

Synchronous Metastases – treatment of primary

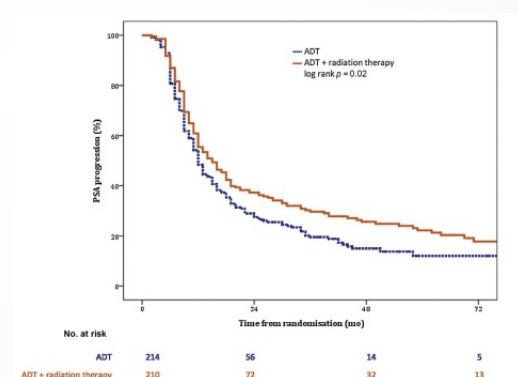
NCDB



STAMPEDE (low metastatic burden)



HORRAD (PSA control)

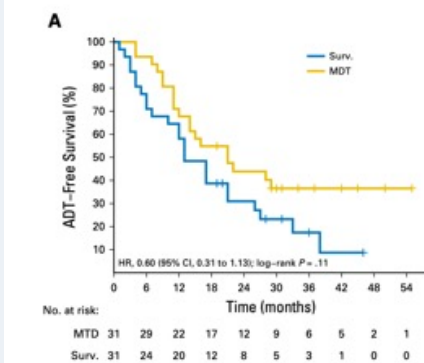


Rusthoven *et al.* JCO 2006; Parker *et al.* Lancet 2018; Bouve *et al.* Eur Urol 2019.

Metachronous Oligometasts – MDT of sites of mets

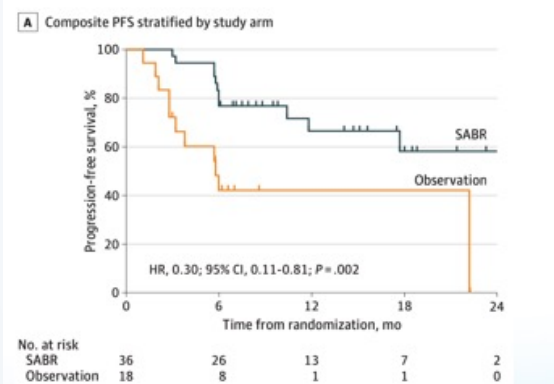
STOMP trial

- ADT free survival 21 vs 13 months

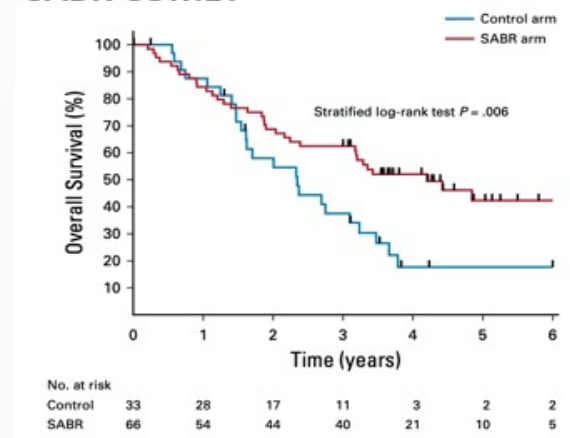


ORIOLE trial

- 6 months progression 19% vs 61%



SABR COMET



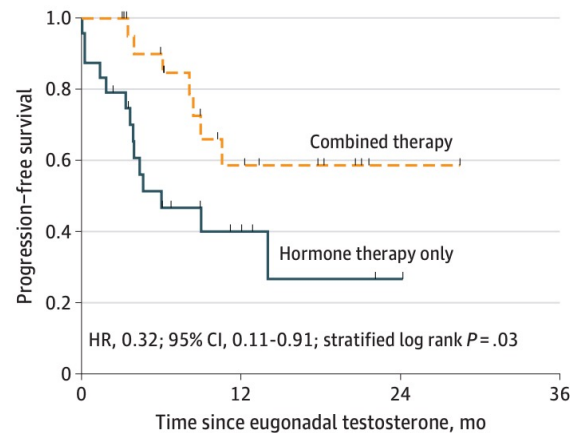
Ost *et al.* JCO 2017; Phillips *et al.* JAMA Onc 2020; Deek *et al.* JCO 2022; Palma *et al.* Lancet 2019; Palma *et al.* JCO 2020

Reported Data, continued

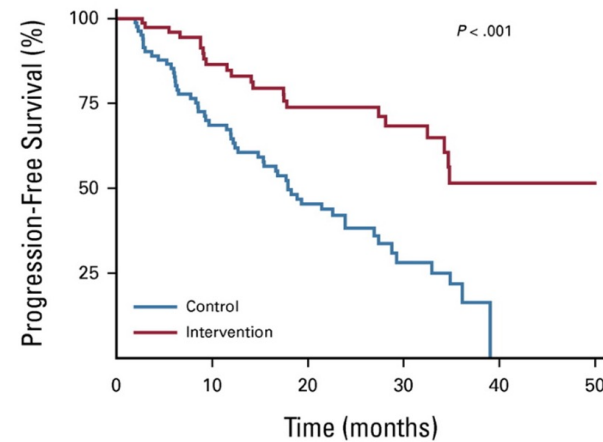
Oligoprogressive Metastases – MDT directed therapy

EXTEND (Oligomet CSPC: ADT +/- MDT)

Eugonadal progression-free survival by randomization arm



ARTO (Oligomet CRPC: Abi +/- MDT)



Tang et al. JAMA Oncology 2023; Francolini *et al.*, JCO 2023

Take home point – reported data for local therapy in all 3 major settings of oligometastatic prostate cancer!

Advances in Imaging

Conventional Imaging

CT

MRI

Bone Scan

Molecular Imaging - PET

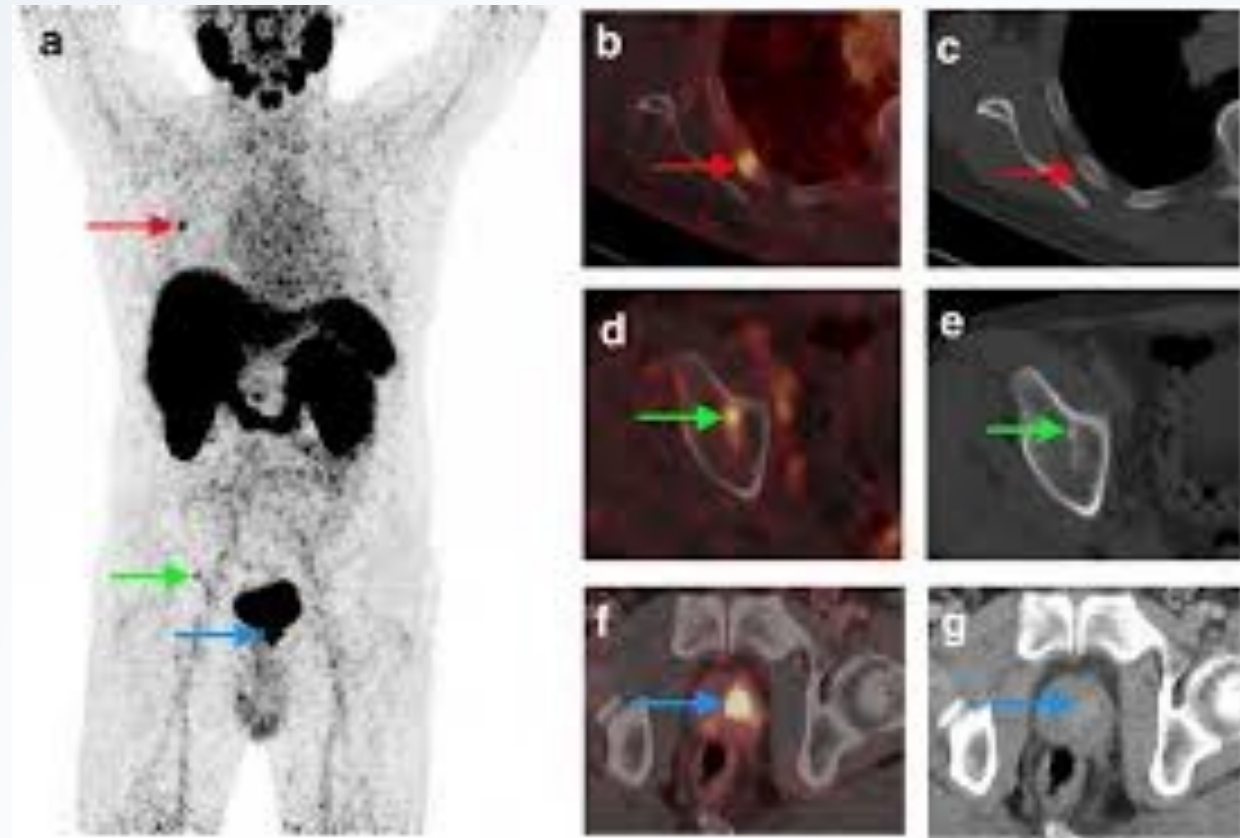
Recurrent staging

De-novo staging

Impact of Imaging

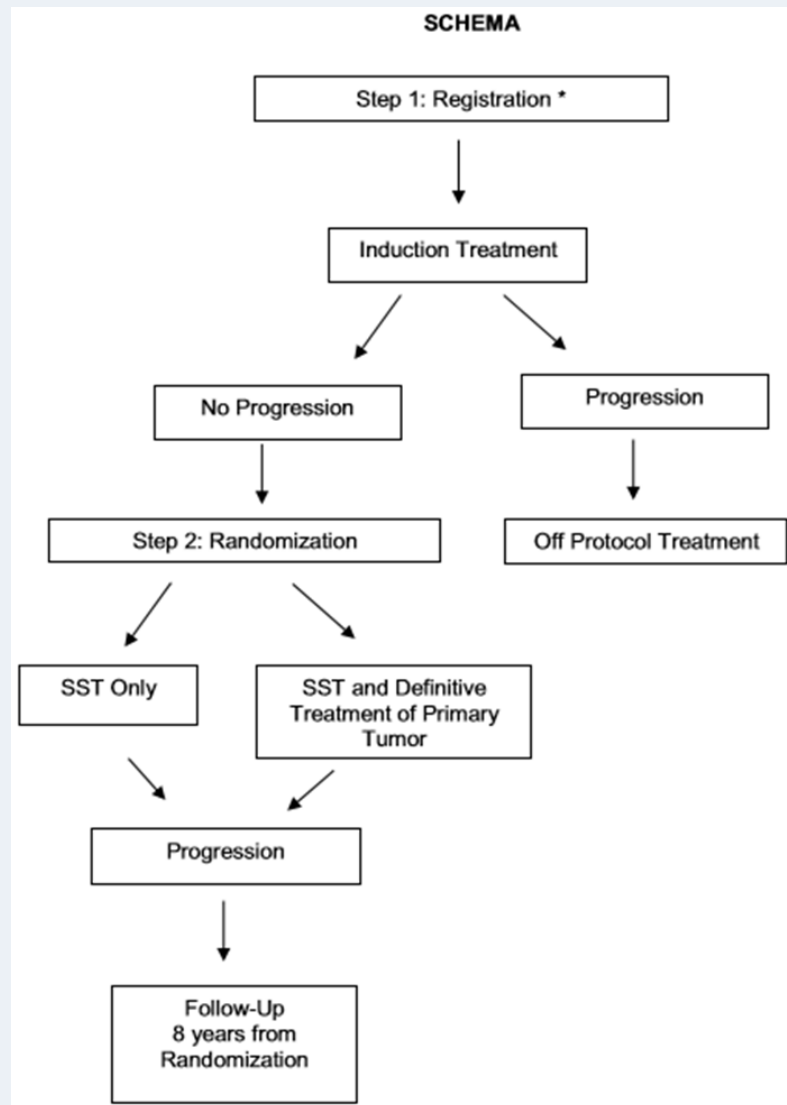
Local therapy given in past for what is now oligometastatic disease

Oligometastatic disease can be identified and MDT given

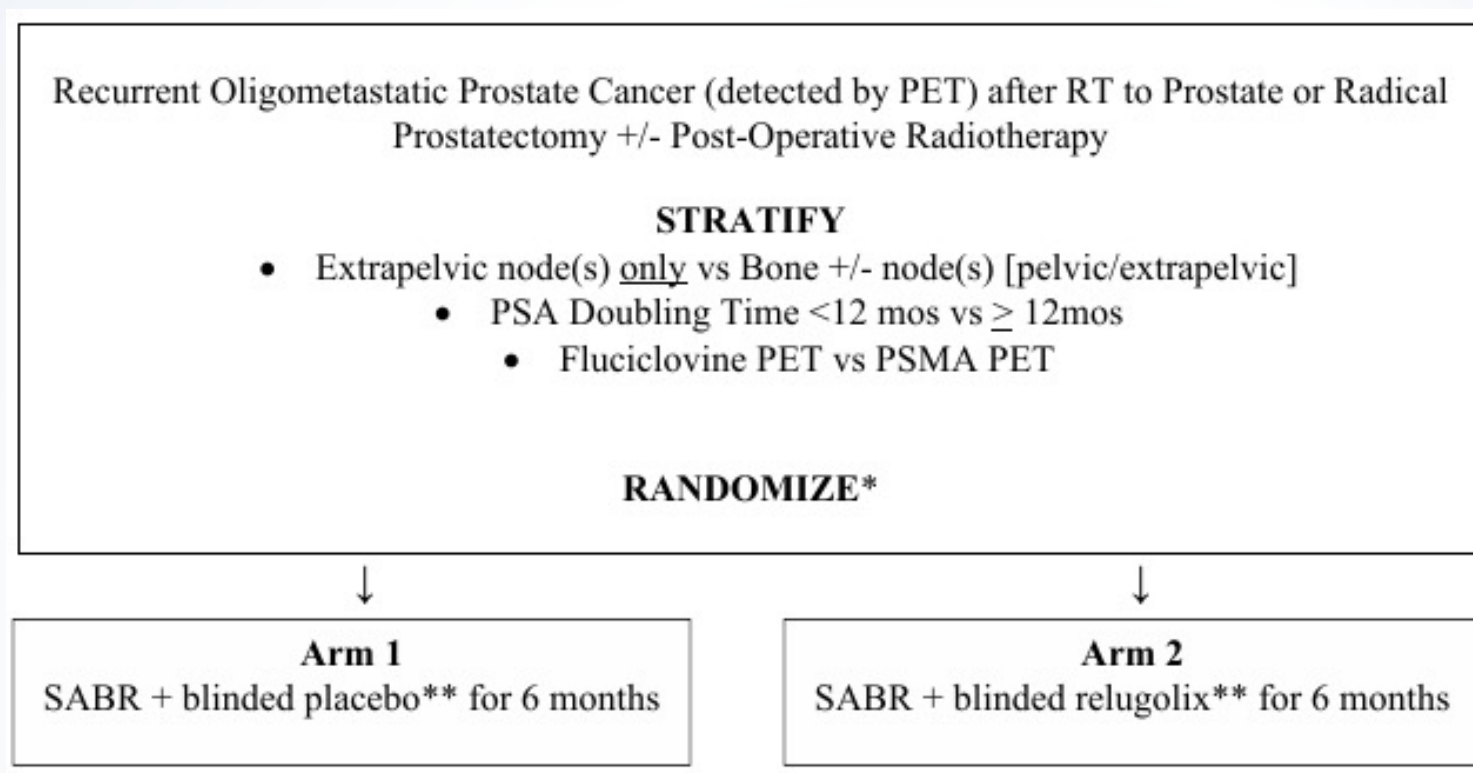


Ongoing Trials

Synchronous Mets: SWOG 1802 – M1 Dx: SST +/- Local therapy



Metachronous Oligometasts: NRG GU 011 - SBRT to Met +/- relugolix



The Case for Local Therapy - Conclusions

Lessons from node+ prostate cancer → similar story developing in oligometastatic prostate cancer

Advances in Imaging

Reported Data & Ongoing Trials support

- Local therapy as part of treatment

- Local therapy as only treatment for mets

Q&A
