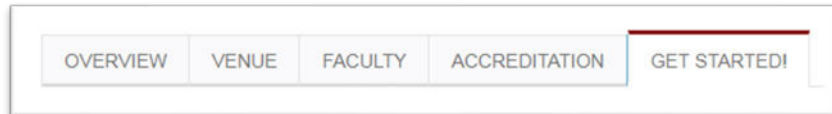
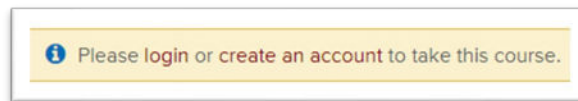


## **EASY STEPS TO RECORD YOUR ATTENDANCE AND RECEIVE YOUR CERTIFICATE!**

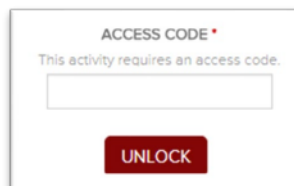
After the activity, please go to <https://cme.uchicago.edu/IUCLS2025> and click on the tab "GET STARTED!"



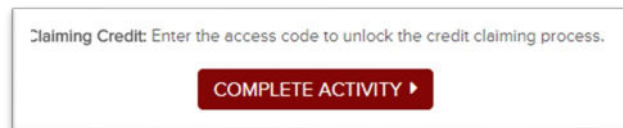
1. In the tan box, click "login" if you already have an account to log in.  
Click "create an account" to create a new account.



2. After you are logged in, you will automatically return to the course page.  
Type **JPIUCL25** (case-sensitive) in the ACCESS CODE box and click "Unlock."



3. Then click the Complete Activity button.



4. You will record your participation and receive your certificate. You can download it to your device, and it will be saved in your account.

**If you have any questions, just email [cme@bsd.uchicago.edu](mailto:cme@bsd.uchicago.edu)!**

Please Note: Certificate requests after three months will be subject to additional fees.